

Chief Medical Officer's Report

FEBRUARY 26, 2018

DATA FROM THE MONTH OF JANUARY, 2018

Recruitment and Staffing



Current vacancies

- FP physician need for LC4 – immediate need
- Peds physician for HTP – impending need (for call)
- FP provider for CFFP – impending vacancy for June-July
- FP provider for WSFP – impending vacancy for December
- Manager for Quality Improvement and Population Health

Recruiting/Plans

- Peds candidate interested in HomeTown has declined consideration
- Current LT physician has verbally agreed to permanent position
- Returning FNP has verbally agreed to take over CFFP in Summer
- Peds and FP recruiting continues at full pace
- Multiple resumes for the MQIPH position already

Production Highlights

Overall for month

- Last month's FP patients per day: 18.1 ↑
- Last month's Peds patients per day: 21.1 ↑

"Real" Range – 10.9 to 24.1 patients per day

- Notables
 - Top producer is (still) Castellone at CFFP
 - Both FP and Peds up a good bit this last month. Thanks, flu!

Quality/Population Health

Patient-Centered Medical Home (PCMH)

- Organization-wide at level 2, TCC level 3
- Not looking good for certification for 2018, but we have a new resource and plan

Meaningful Use




- Successfully Submitted Stage 2 for 2016
- Failed MU for 2017 and won't achieve it in 2018 either

Population health

- Most efforts going into data gathering, compiling and gap resolution
- Support position in McCormick (grant supported)
- Working with insurance groups to get better usable data
- CIMS dashboard

Quality Measures

Control of diabetes (A1C levels)

	Where we are	Where we want to be
 Great!	66%	>60% ✓
 So-so	11%	<25% ✓
 Not so hot	23%	<15% ✗

Good still good; bad shifted to midrange this time

Quality Measures

Control of hypertension (blood pressure)

	Where we are	Where we want to be
 So-so	59%	>70% ✗

Slight decrease again

Quality Measures

Cervical cancer screening (Pap tests)

Where we are

Where we want to be



Close to goal

38%

>40% 

Slight decrease

Quality Measures

Breast cancer screening (mammograms)

Where we are

Where we want to be



So-so

53%

>70% 

Slight increase this month

Quality Measures

Colon cancer screening (colonoscopies)

Where we are

Where we want to be



Great!

46%

>40% ✓

No change

Quality Measures

Vaccination rates (children)

Where we are

Where we want to be

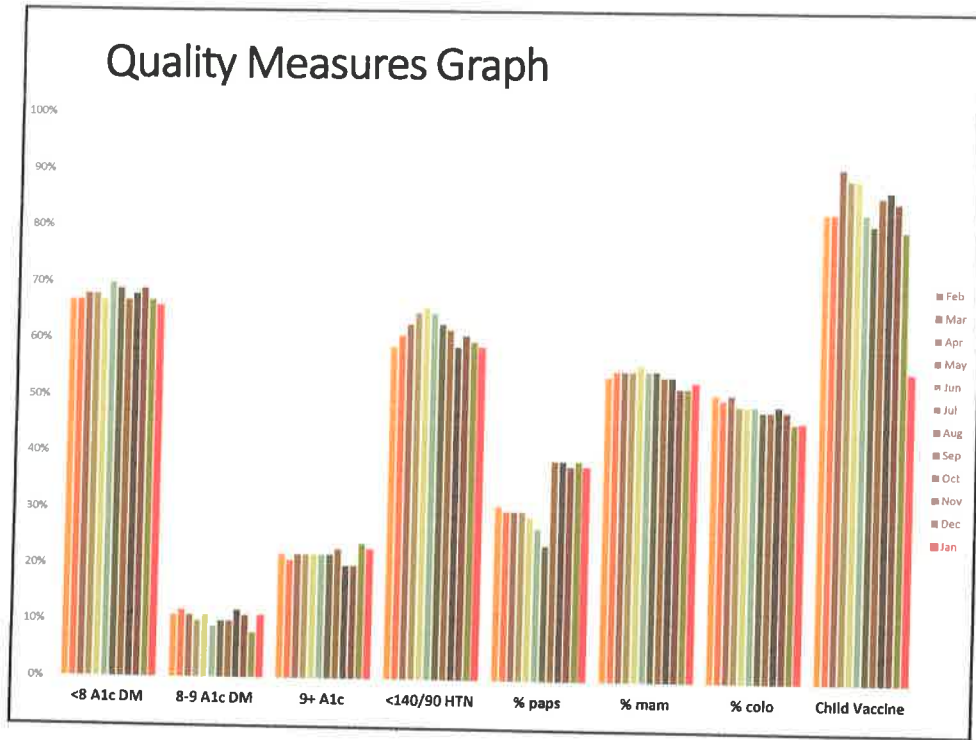


Normally at goal

??%

>82% ✓

Numbers didn't work this month, might have a glitch...



Compliance

Peer review

Results all in, hopefully presented in coming months

Patient Satisfaction Survey

Received from sites and tallied. Should be able to present in coming months.

Dismissals for the month

None this month

Compliance

Delinquent notes – compared to last month

Provider #1 – 97 – newer problem but working on it -> 0

Provider #2 – 18 – old problem that just needs prodding -> 11

Provider #3 – 8 – new problem watching closely -> 177

Provider #4 – 3 – old problem resurfaces occasionally -> 10

All providers are aware

Action Items

Credentialing and Privileging

None