

Chief Medical Officer's Report

SEPTEMBER 24, 2018

DATA FROM 12 MONTHS PRIOR TO ONE MONTH AGO

Recruitment and Staffing



Announcements and Updates

- FNP planned for LC4, took another position

Current vacancies



- FP provider for LC4 x2 – immediate vacancy
- Pediatrician for HTP – immediate need
- FP provider for WSFP – immediate vacancy
- Pediatrician for TCC – immediate need

Recruiting/Plans

- Dr. Shelly Brigman to start at TCC in October
- Scott Whitehead, PA to start WSFP in October
- LC4 being covered by two LT providers, recruiting continues

Production Highlights

Overall for month

- Last month's FP patients per day: 16.1 
- Last month's Peds patients per day: 16.1 

“Real” Range – 7.2 to 19.4 patients per day

- Notables
 - Both Peds and FM up this month
 - Highest producer was Bridges at VFP
 - Migrant Clinic averaging 18+ for the last 2 months

Quality/Population Health

Patient-Centered Medical Home (PCMH)

- Organization-wide at level 2, TCC level 3
- Initial “check-in” was successful, next check-in in 2 months, still work to do

Meaningful Use

- Successfully Submitted Stage 2 for 2016
- Working to accomplish MU for 2018

Population health

- New MQIPH working hard at learning roles and already making an impact
- Care Coordination committee renewing efforts and efficiency
- Increased involvement in staff, more planned
- CIMS dashboard work continues
- Health fair coming up in September at NSBC focusing on diabetes and hoping to close some actual health care gaps





Quality Improvement Committee

Next meeting September 28, 2018

Quality Measures



Control of diabetes (A1C levels)

	Where we are	Where we want to be
 Good (< 8)	62.9%	>60% 
 Still too high (>9)	26.5%	<22% 

Mild increase in controlled and uncontrolled diabetics

Quality Measures

Control of hypertension (blood pressure)

Where we are

Where we want to be



At goal

60.1%

60%



Slight decrease



Quality Measures



Cervical cancer screening (Pap tests)

Where we are

Where we want to be



At goal

37.7%

35%



Flat from last report

Quality Measures



Breast cancer screening (mammograms)

Where we are

Where we want to be



So-so

50.8%

60%



Slight decrease from last month

Quality Measures

Colon cancer screening (colonoscopies)

Where we are

Where we want to be



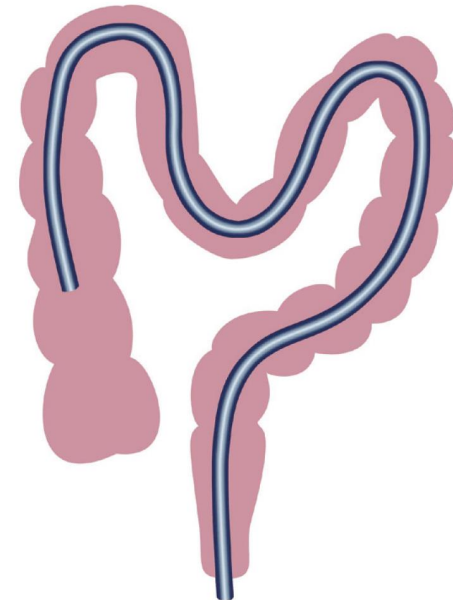
Approaching
goal

42.8%

47%



Slight decrease from last month



Quality Measures



Vaccination rates (children)

Where we are

Where we want to be



Still a ways to go

20.2%

30%



Slight decrease over last month's big gain

****Taking flu shots out = 69%****

Flu-shot season starting up!

Quality Measures



Appropriate meds for persistent asthmatics

Where we are

Where we want to be



Not there yet

61.7%

80%



Slight increase from last month

Quality Measures



CAD (heart) patients on lipid lowering therapy

Where we are

Where we want to be



Not there yet

56.8%

80%



Slight increase from last month

Quality Measures



Adolescent well-care visits, age 12-21

Where we are

Where we want to be



Slipping

42.0%

50%

Moderate decrease from last month



Quality Measures



Well-child visits, children 3-6 yrs old

Where we are

Where we want to be



Getting closer

56.0%

60%

Nice increase from last month

Quality Measures

Well-child visits, total of 6, before 15 months



Where we are

Where we want to be



Improving!

52.0%

55%

Nice increase again from last month



Quality Measures



Depression screening, all patients 12+

Where we are

Where we want to be



Getting closer

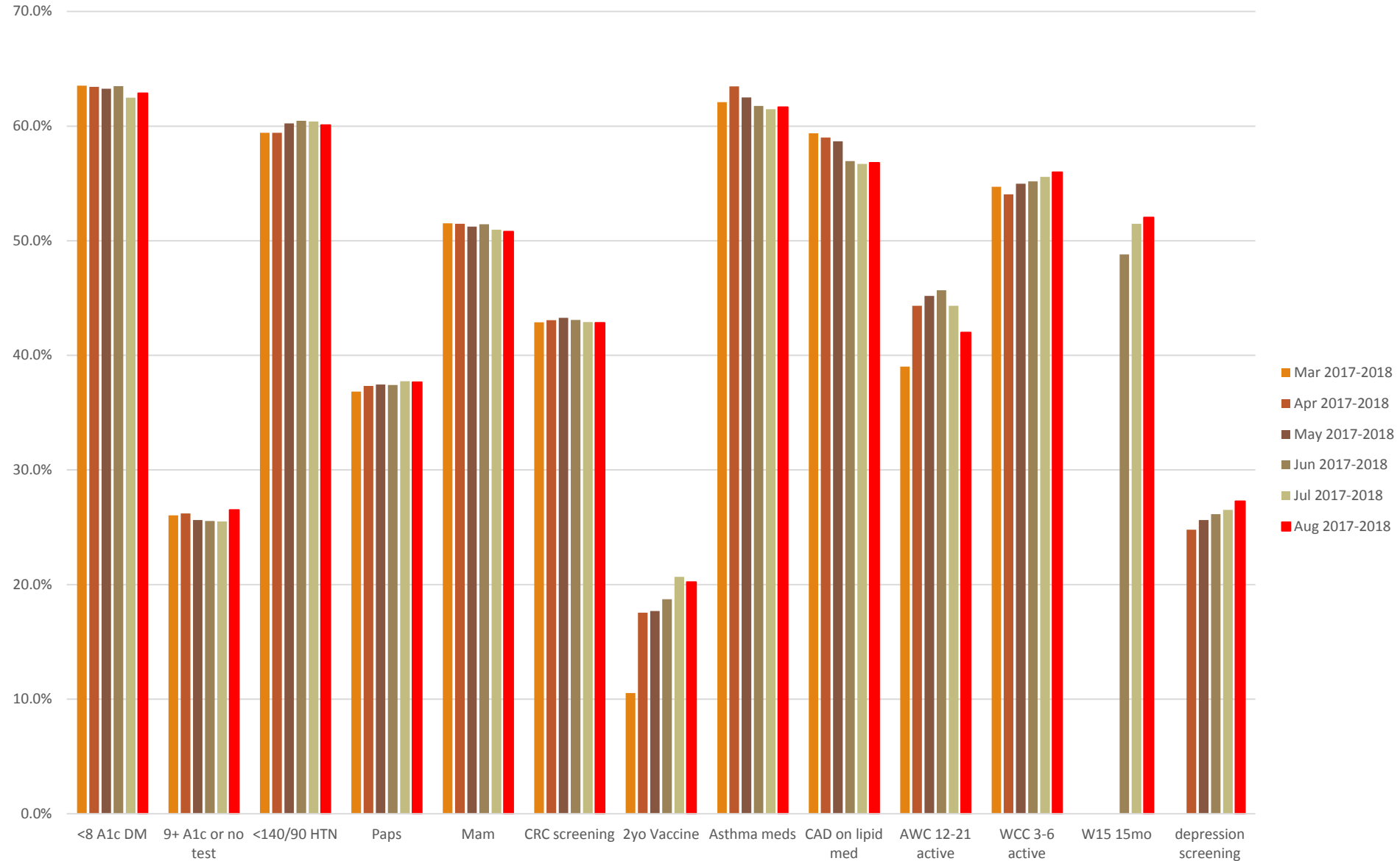
27.3%

30%



Nice improvement over last month

Quality Measures Graph



Compliance

Peer review

Results presented, new review sent out

Patient Satisfaction Survey

Received from sites and tallied , to be presented in coming months

Dismissals for the month

0 for this month

Compliance

Delinquent notes –

Provider #1 – new problem – 24 → 108 → 145 → 181

Provider #2 – old problem, recurs periodically – 49 → 7

Getting weekly reports, notifying finance and provider(s)

Monitoring Provider #1 very closely and counseling

Risk Management

RMC meeting scheduled 9/18/18

Postponed due to PMCH check-in meeting



Risk Management



Risk Management Goals

- Risk Management Plan ✓
- Risk Management Committee ✓
- Current risk assessment – in progress
- Quarterly risk assessments - pending
- Annual Risk Management Report – pending
- Risk Management Training plan developed and implemented – in progress

Action Items

Credentialing and privileging

- Update: Ms. Kristal Pitts, FNP, to start at LC4 in September
 - Took another position, not working for CHC
- Dr. Joe Grant, LT provider working at LC4
- Dr. Jane LaRoche, LT provider working at LC4
- Dr. Shelly Brigman to start TCC on September 28th