

Chief Medical Officer's Report

JULY 23, 2018

DATA FROM 12 MONTHS PRIOR TO ONE MONTH AGO

Recruitment and Staffing



Current vacancies



- FP provider for LC4 – immediate vacancy
- Pediatrician for HTP – immediate need
- FP provider for WSFP – impending vacancy for December or sooner

Recruiting/Plans

- Dr. Shelly Brigman has accepted pediatric position at TCC
- Kristal Pitts, FNP, has accepted position at LC4 for September
- Working on possibilities for WSFP – a few options
- Peds and FP recruiting continues at full pace

Production Highlights

Overall for month

- Last month's FP patients per day: 15.8 
- Last month's Peds patients per day: 15.6 

“Real” Range – 8.1 to 22.0 patients per day

- Notables
 - Everybody down
 - Highest producer was Dahlberg at Bethany
 - HTP was way down...but they did move offices

Quality/Population Health

Patient-Centered Medical Home (PCMH)

- Organization-wide at level 2, TCC level 3
- Initial “check-in” June 2018 rescheduled due to glitch, but still on track

Meaningful Use

- Successfully Submitted Stage 2 for 2016
- Working to accomplish MU for 2018

Population health

- New MQIPH working hard at learning roles and already making an impact
- Care Coordination committee renewing efforts and efficiency
- Increased involvement in staff, more planned
- CIMS dashboard work continues





Quality Improvement Committee

Meeting coming up July 27, 2018

Quality Measures



Control of diabetes (A1C levels)

| | Where we are | Where we want to be |
|---|--------------|--|
|  Great! (< 8) | 63.5% | >60%  |
|  Still too high (>9) | 25.6% | <22%  |

Improved the good and the bad remained flat

Quality Measures

Control of hypertension (blood pressure)

Where we are

Where we want to be



Improved!

60.5%

60%



Small improvement!



Quality Measures



Cervical cancer screening (Pap tests)

Where we are

Where we want to be



At goal

37.4%

35%



Exactly the same as last month

Quality Measures



Breast cancer screening (mammograms)

Where we are

Where we want to be



So-so

51.4%

60%



Slight increase from last month

Quality Measures

Colon cancer screening (colonoscopies)

Where we are

Where we want to be



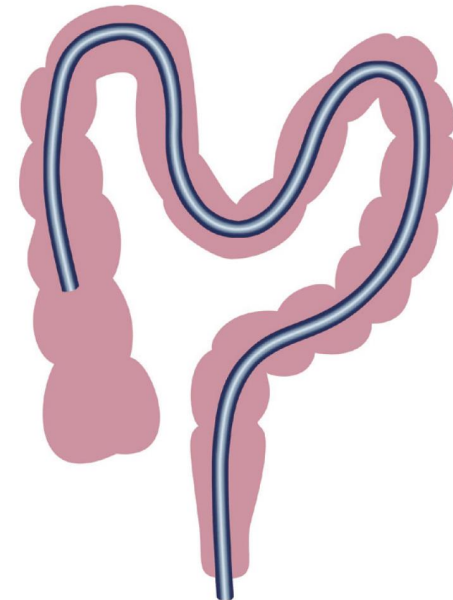
Approaching
goal

43.1%

47%



Slight decrease from last month



Quality Measures



Vaccination rates (children)

Where we are

Where we want to be



Still a ways to go

18.7%

30%



1% improvement over last month

****Taking flu shots out = 68%****

Quality Measures



Appropriate meds for persistent asthmatics

Where we are

Where we want to be



Not there yet

61.8%

80%



Slight decrease again from last month

Quality Measures



CAD (heart) patients on lipid lowering therapy

Where we are

Where we want to be



Not there yet

56.9%

80%



Slight decrease again from last month

Quality Measures



Adolescent well-care visits, age 12-21

Where we are

Where we want to be



Getting closer

45.7%

50%

Improved again (0.5%) from last month!



Quality Measures



Well-child visits, children 3-6 yrs old

Where we are

Where we want to be



Getting closer

55.2%

60%

Small increase from last month

Quality Measures



Well-child visits, total of 6, before 15 months

Where we are

Where we want to be



New measure

48.8%

55% ?

New reporting, new goal



Quality Measures



Depression screening, all patients 12+

Where we are

Where we want to be



Getting closer

26.1%

30%



Slight improvement over last month

Compliance

Peer review

Results all in, to be presented next month

Patient Satisfaction Survey

Received from sites and tallied , to be presented in coming months

Dismissals for the month

0 for this month

Compliance

Delinquent notes –

Provider #3 – 8 -> 177 -> 393 -> more -> 133 -> 162 -> 33 -> 17

Provider #1 – new problem – 24 -> 108

Still working with provider. Getting weekly reports.

Monitoring Provider #1 very closely.

Risk Management

RMC meeting 7/17/18

- Current state assessment
 - Ongoing RM program
 - RM policies
 - Quarterly RM assessments
 - Annual report to the board
 - RM operating procedures
 - Setting and tracking RM goals
 - Developing and implementing RM training plan



Risk Management



RMC meeting 7/17/18

- Other

- Discussed incident reporting and what can be improved (mainly getting people to do them)
- More and ongoing training is probably required to keep people reporting
- Homework from last meeting was turned in – results will be tallied and presented next meeting
- Incident report summarization and trends
 - Mostly falls
 - Only a few offices are reporting – suspect non-reporting vs non-incidents
- Next meeting – September 18, 2018

Risk Management



Risk Management Goals

- Risk Management Plan ✓
- Risk Management Committee ✓
- Current risk assessment – in progress
- Quarterly risk assessments - pending
- Annual Risk Management Report – pending
- Risk Management Training plan developed and implemented – in progress

Action Items

- Chronic Controlled Medicine policy