

Chief Medical Officer's Report

FEBRUARY 25, 2019

DATA FROM 12 MONTHS PRIOR TO ONE MONTH AGO



Recruitment and Staffing



Announcements and Updates – none

- Dr. McCann relieved of duties 1/31/2019

Current vacancies

- Pediatrician for HTP – immediate need

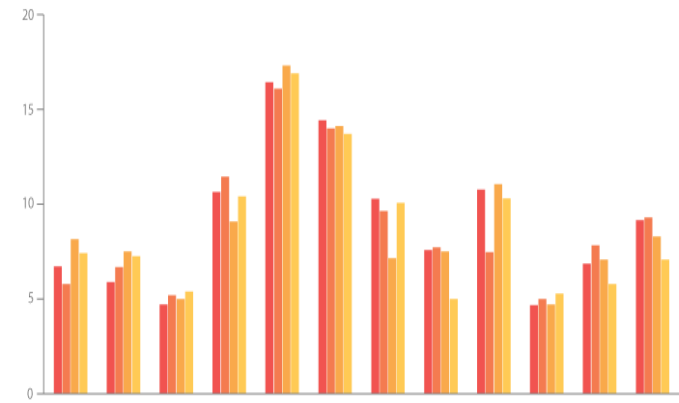
Upcoming Vacancies/Resignations

- Dr. Deborah Grate, Saluda, June 2019
- Dr. Jon Berbin, McCormick, October 2019

Recruiting/Plans

- **Interviewed Peds candidate just this week**
- Dr. Joey Krakowiak to start full-time at Uptown/Bethany in August
- Mr. Bill Stanley, PA, will transition from Uptown to full-time floater in August
- Residents interested from MCFM; 1-2 for 2020; 1-2 for 2021
- Regular FP and Peds recruiting meetings

Production Highlights



Overall for month

- Last month's FP patients per day: 16.2 ↑
- Last month's Peds patients per day: 17.8 ↑

“Real” Range – 11.9 to 21.4 patients per day

- Notables
 - Numbers **generally up** for most
 - Highest producer was Reynoso at TCC (**2 months in a row**)
 - Migrant Clinic demand **picking back up some**
 - Couple of providers with some steady gain: **Johnson-Bailey, Brigman**

Quality/Population Health



Patient-Centered Medical Home (PCMH)

- Uptown FP provisionally certified, in for review, TCC level 3 until Jan 2020
- Organization-wide certification follows the Uptown approval, then TCC
- Hopefully *last* check-in was 1/25/19, which was successful – now our case goes off for review

Meaningful Use

- Successfully Submitted Stage 2 for 2016
- Unsuccessful in 2017 and 2018 (portal and messaging)
- Will re-evaluate once EHR conversion done in July 2019

Population health

- New staff being hired
- Received award from Molina for “most gaps closed”
- Work continues through strong effort from Director of QI and Population Health

Quality Improvement Committee





January 25, 2019 Quality Improvement Committee Meeting

Minutes not available yet

Quality Measures



Control of diabetes (A1C levels)

	Where we are	Where we want to be
	Great (< 8) 69.2%	>60% 
	Finally at goal! (>9) 21.8%	<22% 

Both changes in the right direction and finally at goal with uncontrolled!

Quality Measures

Control of hypertension (blood pressure)

Where we are

Where we want to be



Lost goal

56.5%

60% **✗**

Losing ground slowly



Quality Measures



Cervical cancer screening (Pap tests)

Where we are

Where we want to be



At goal

38.9%

35%



Continues to slowly increase

Quality Measures



Breast cancer screening (mammograms)

Where we are

Where we want to be



So-so

53.3%

60%



**Nice increase again from last month,
getting closer to goal**

Quality Measures

Colon cancer screening (colonoscopies)

Where we are

Where we want to be



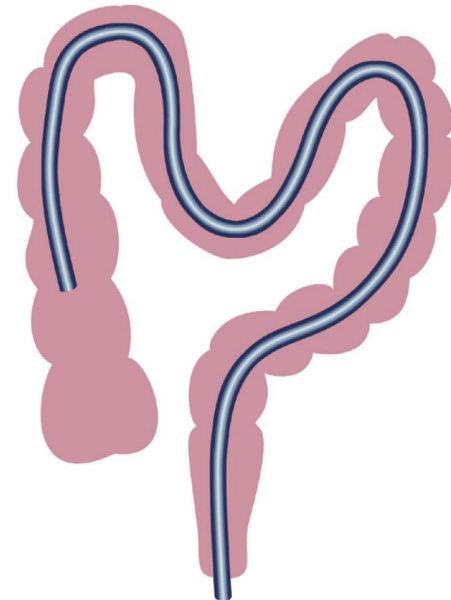
Approaching
goal

43.6%

47%



Tiny increase again from last month



Quality Measures



Vaccination rates (children)

Where we are

Where we want to be



Still a ways to go

18.6%

30%



Decreased again from last month

Taking flu shots out = 68%

Enlisting more help

Quality Measures



Appropriate meds for persistent asthmatics

Where we are

Where we want to be



Not there yet

61.4%

80%



Small decrease again from last month

Quality Measures



CAD (heart) patients on lipid lowering therapy

Where we are

Where we want to be



Still up!

75.5%

80%



Small increase again from last month
Approaching goal

Quality Measures

Adolescent well-care visits, age 12-21



Where we are

Where we want to be



Steady

41.4%

50% 

Slight increase from last month



Quality Measures

Well-child visits, children 3-6 yrs old



Where we are

Where we want to be



Getting closer

55.2%

60% 

Big increase from last month

Quality Measures

Well-child visits, total of 6, before 15 months

Where we are

Where we want to be



Steady

48.9%

55% 

Decrease again from last month



Quality Measures



Depression screening, all patients 12+

Where we are

Where we want to be



Past goal

41.5%

30% 



Big increase. Catching most entry methods now.

Quality Measures



Diabetic Eye Exams

Where we are

Where we want to be



Slow improvement

19.5%

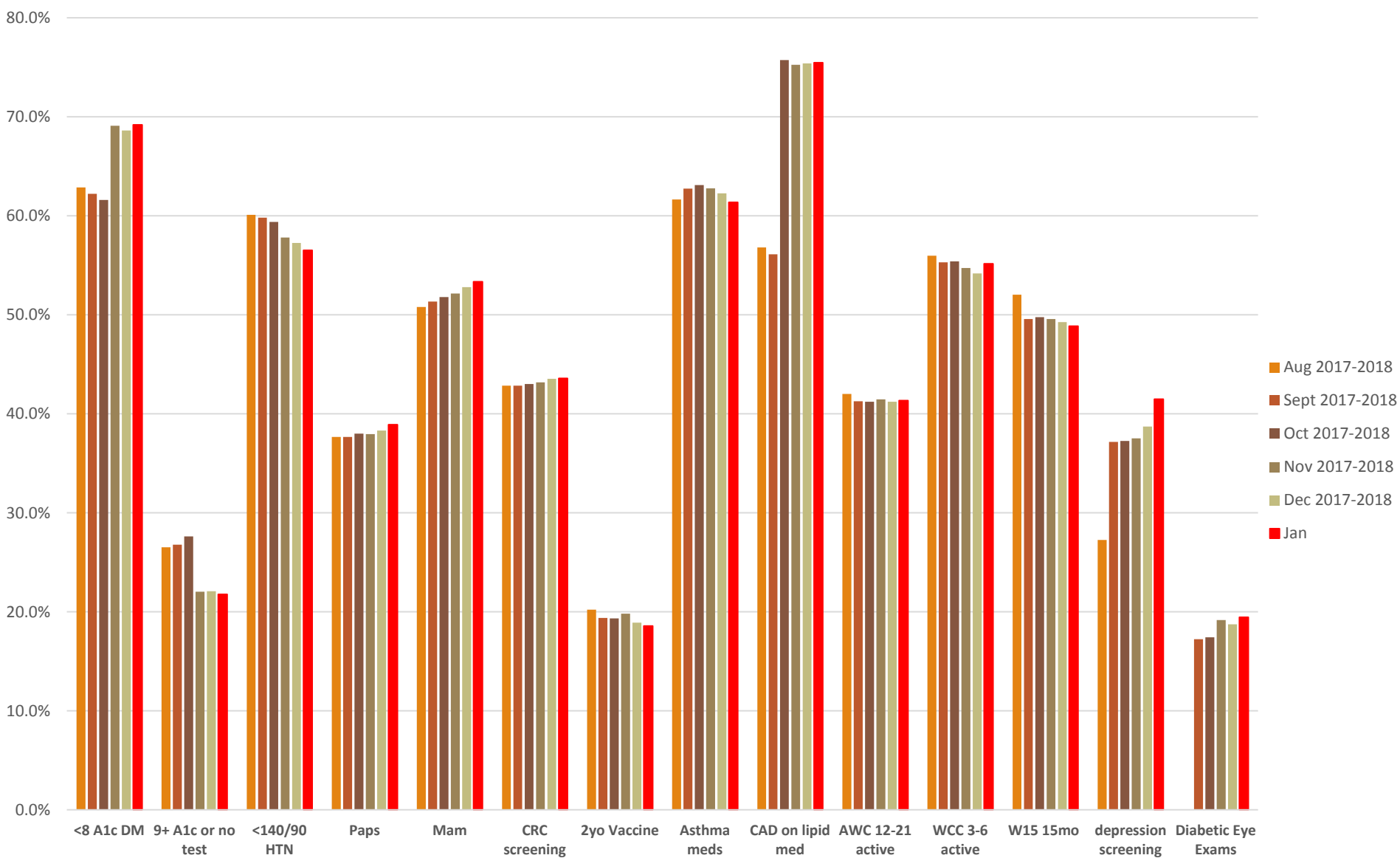
30%



Nice increase over last month



Quality Measures Graph



Compliance

Peer review

New results have been returned, need to collate and present

Patient Satisfaction Survey

Received from sites and tallied, to be presented in coming months

Ready to send out a new survey – investigating options

Dismissals for the month

2 for this month – argumentative, rude, profane, threatening

Compliance

Delinquent notes

None – except LT provider

Notification of delayed payment was effective

LT company and provider aware (he is on his last week)

Risk Management



RMC meeting scheduled for January was postponed

Will reschedule in the next few weeks - **ok, maybe March**

Risk Management



Risk Management Goals

- Risk Management Plan ✓
- Risk Management Committee ✓
- Current risk assessment – in progress (further along)
- Quarterly risk assessments - pending
- Annual Risk Management Report – pending
- Risk Management Training plan developed and implemented – in progress

Action Items

Credentialing and privileging

- None