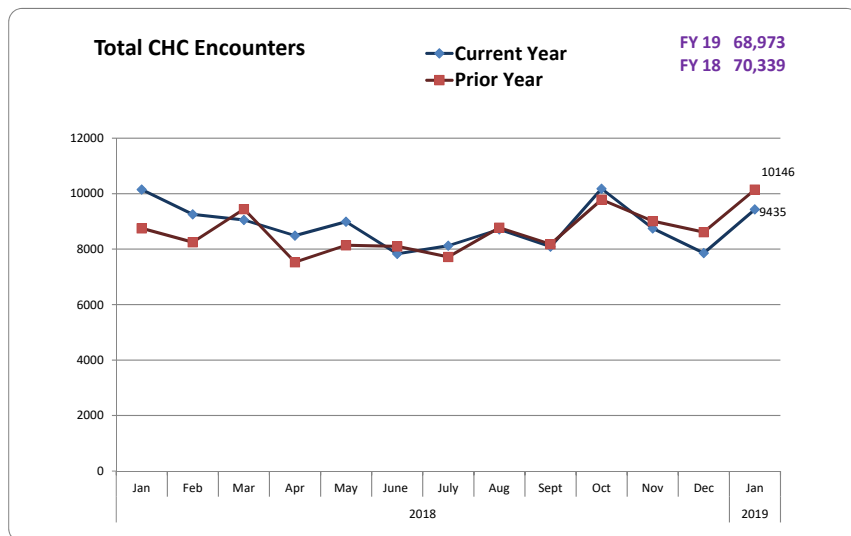
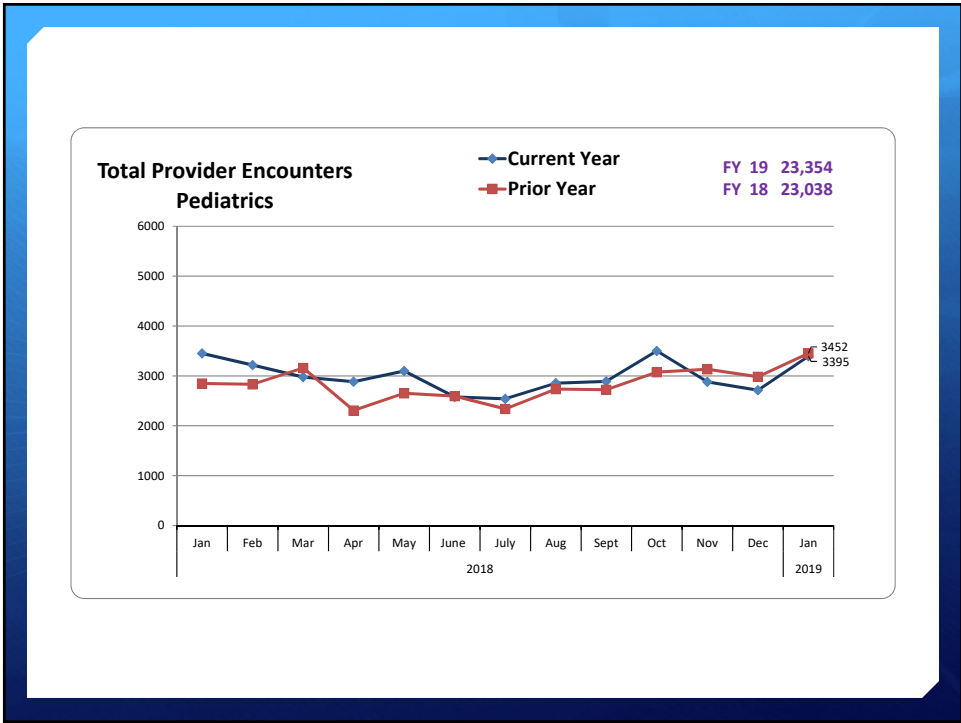
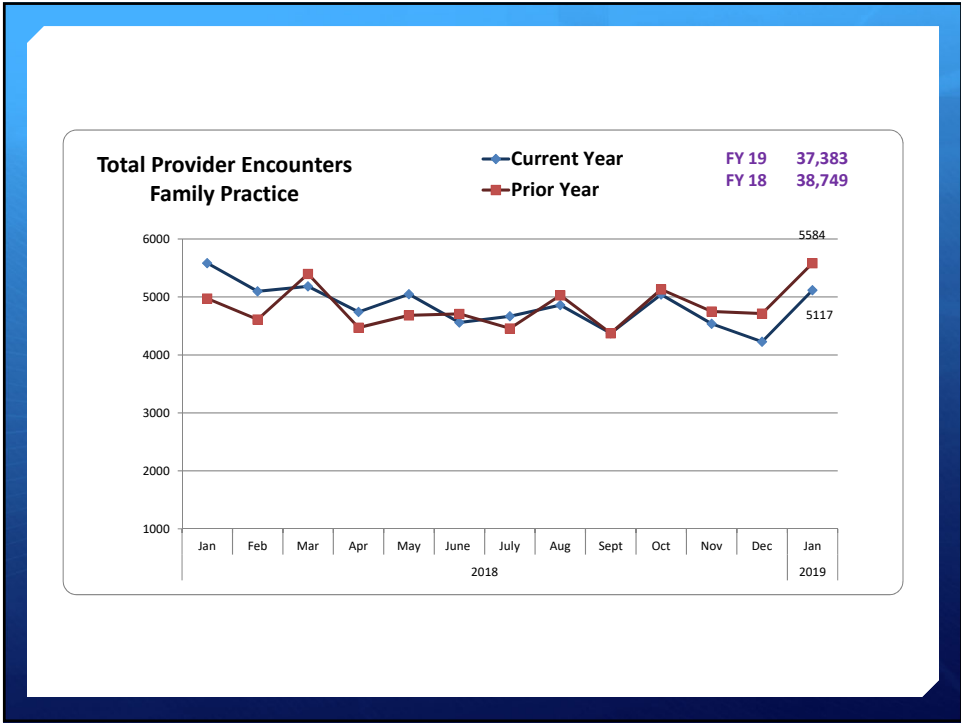
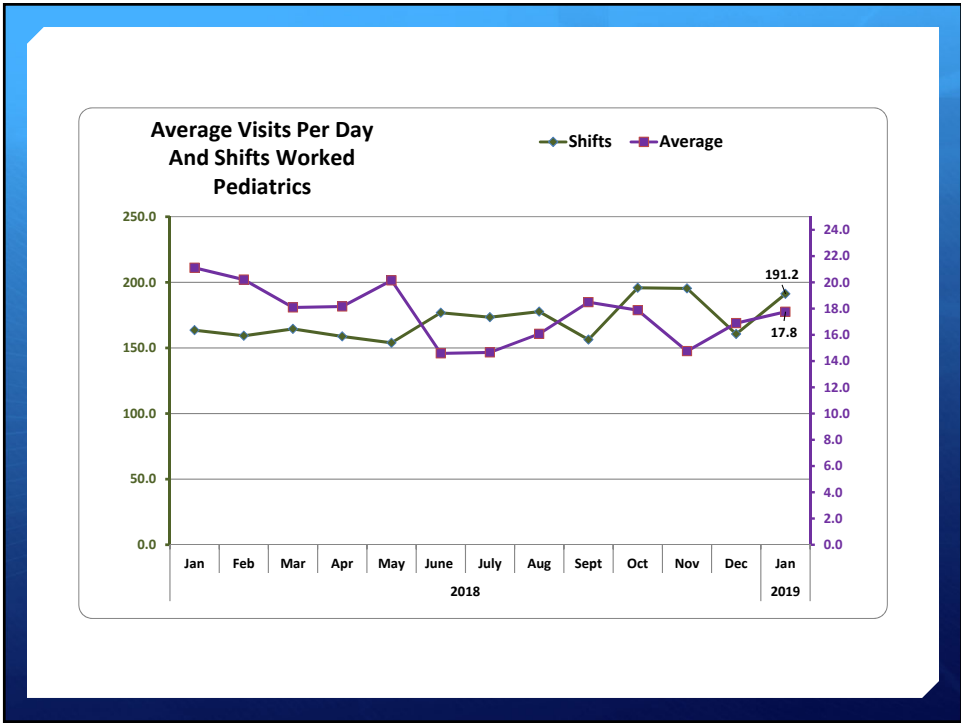
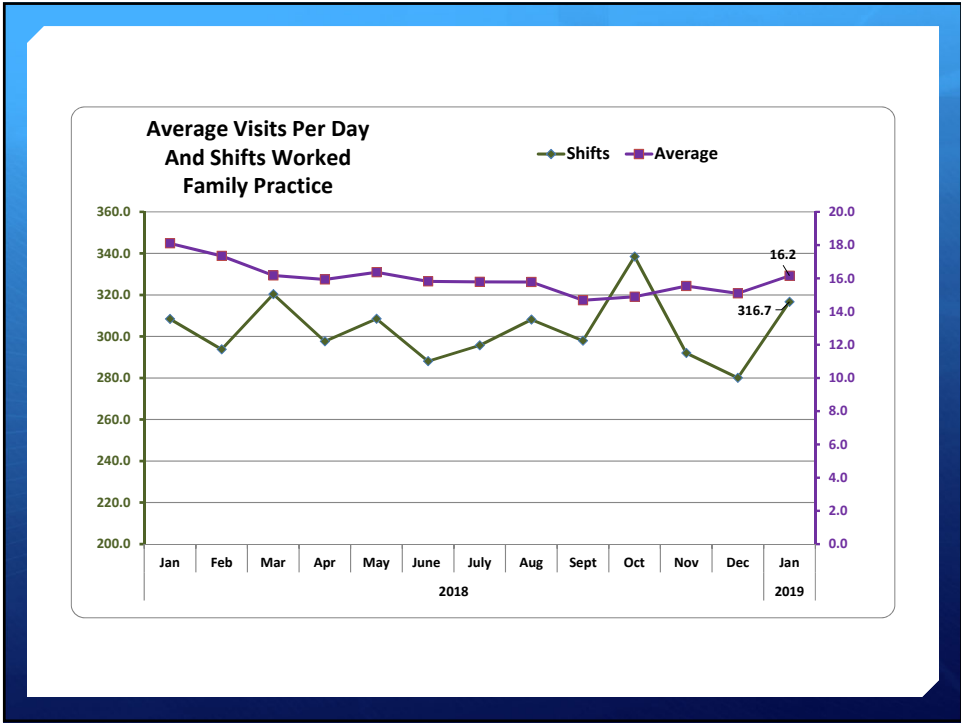


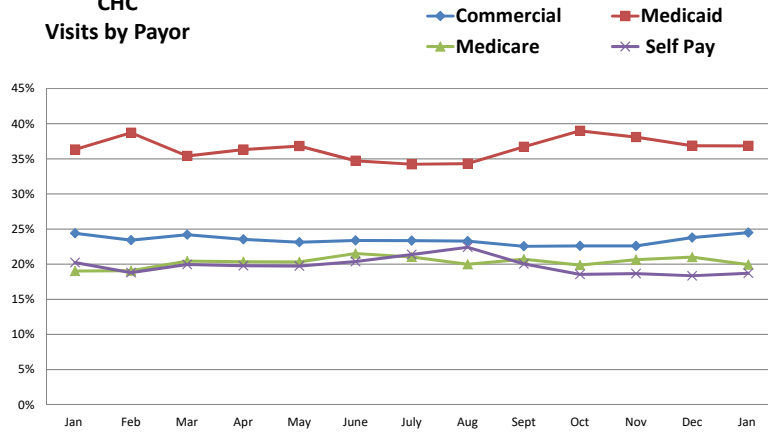
Organizational Performance



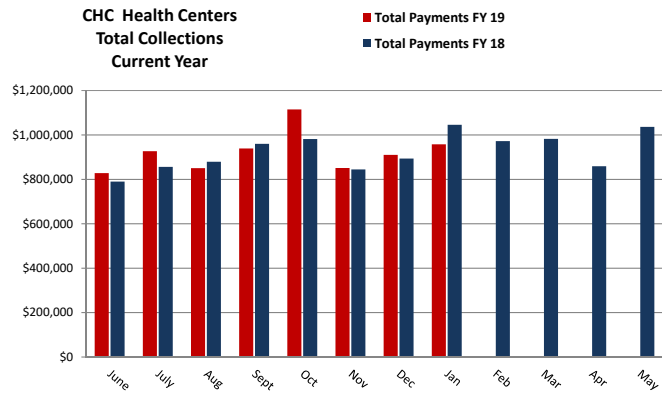


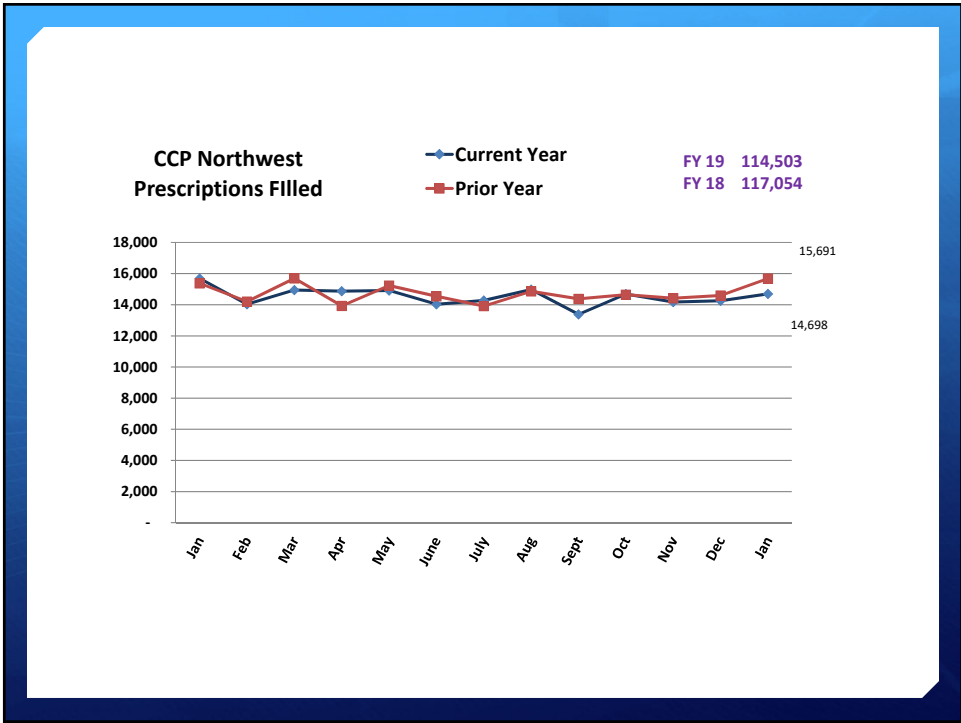
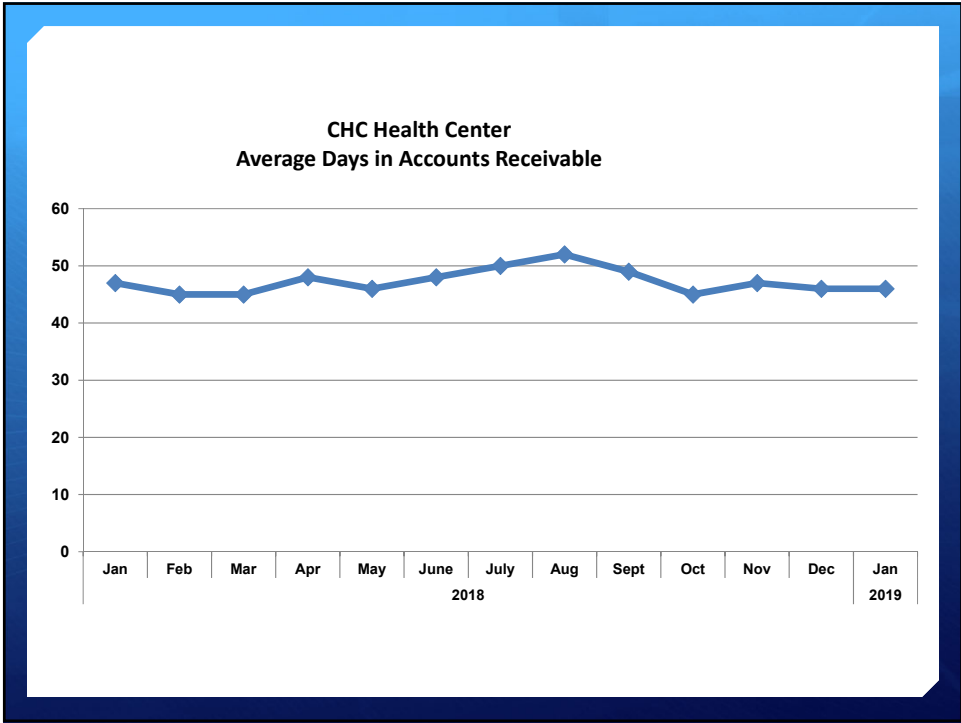


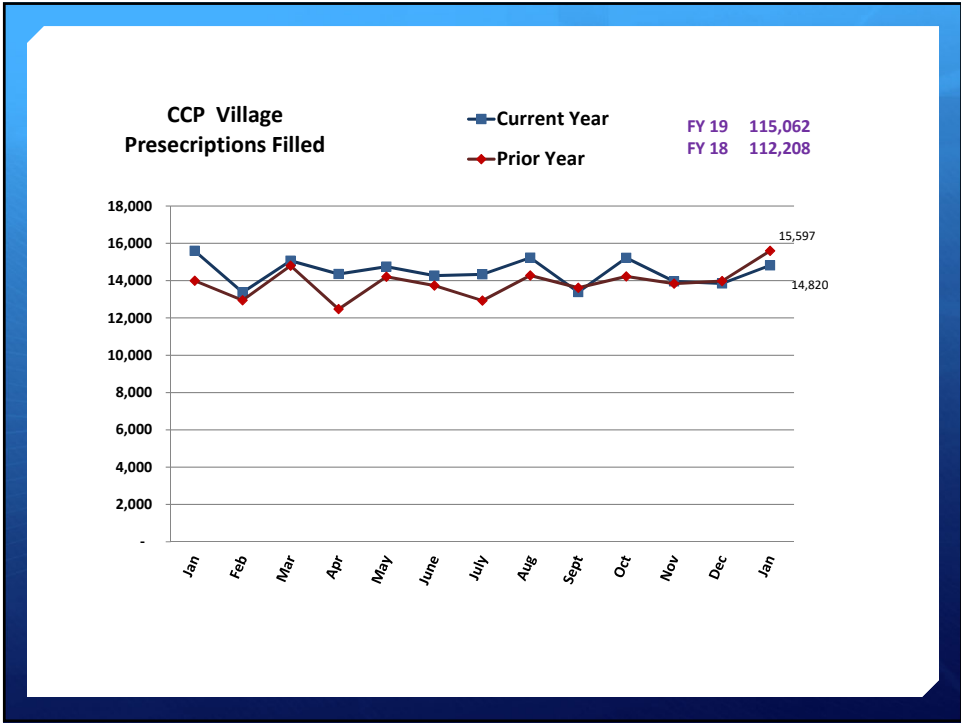
**CHC
Visits by Payor**



**CHC Health Centers
Total Collections
Current Year**







Carolina Health Centers Profit and Loss Statement Fiscal Year 2019

	Jan 19	Budget	\$ Over Budget
Income			
420000 · Grant Revenue	\$ 580,723	\$ 583,471	\$ (2,748)
430000 · Pharmacy Income	\$ 1,164,691	\$ 1,030,263	\$ 134,428
430500 · Contract Pharmacy Revenue	\$ 125,316	\$ 25,000	\$ 100,316
440100 · Patient Care Billing System Rev	\$ 979,309	\$ 1,120,844	\$ (141,535)
440500 · Patient Care Revenue Other	\$ 230,815	\$ 160,201	\$ 70,614
460000 · Other Income	\$ 180,097	\$ 181,436	\$ (1,339)
Total Income	\$ 3,260,951	\$ 3,101,215	\$ 159,736
Expense			
Total Expense	\$ 2,809,977	\$ 2,518,527	\$ 291,450
Net Income	\$ 450,974	\$ 582,688	\$ (131,714)

**Carolina Health Centers
Profit and Loss Statement
Year to Date FY 19**

	<u>Jun '18 - Jan 19</u>	<u>Budget</u>	<u>\$ Over Budget</u>
Income			
420000 · Grant Revenue	\$ 4,032,220	\$ 4,012,851	\$ 19,369
430000 · Pharmacy Income	\$ 8,692,165	\$ 8,150,519	\$ 541,646
430500 · Contract Pharmacy Revenue	\$ 266,948	\$ 25,000	\$ 241,948
440100 · Patient Care Billing System Rev	\$ 7,288,755	\$ 8,215,482	\$ (926,727)
440500 · Patient Care Revenue Other	\$ 483,566	\$ 560,636	\$ (77,070)
460000 · Other Income	\$ 442,510	\$ 433,624	\$ 8,886
Total Income	<u>\$ 21,206,164</u>	<u>\$ 21,398,112</u>	<u>\$ (191,948)</u>
Expense			
Total Expense	\$ 21,706,630	\$ 21,148,013	\$ 558,617
Net Income	<u>\$ (500,466)</u>	<u>\$ 250,099</u>	<u>\$ (750,565)</u>

**Carolina Health Centers
Balance Sheet
Fiscal Year 2019**

	<u>Jan 2019</u>	<u>Jan 2018</u>
ASSETS		
Current Assets		
Checking/Savings	\$ 1,426,754	\$ 2,881,230
Accounts Receivable	\$ 2,134,856	\$ 2,256,910
Other Current Assets	\$ 796,805	\$ 590,819
Total Current Assets	<u>\$ 4,358,415</u>	<u>\$ 5,728,959</u>
Fixed Assets	\$ 7,849,594	\$ 7,419,989
Other Assets	\$ 19,654	\$ 40,543
TOTAL ASSETS	<u>\$ 12,227,663</u>	<u>\$ 13,189,491</u>
LIABILITIES & EQUITY		
Liabilities		
Current Liabilities		
Accounts Payable	\$ 268,576	\$ 245,580
Credit Cards	\$ 27,423	\$ 18,931
Other Current Liabilities	\$ 654,717	\$ 1,151,916
Total Current Liabilities	<u>\$ 950,716</u>	<u>\$ 1,416,427</u>
Long Term Liabilities	\$ 1,896,205	\$ 2,107,803
Total Liabilities	<u>\$ 2,846,921</u>	<u>\$ 3,524,230</u>
Equity	\$ 9,380,742	\$ 9,665,262
TOTAL LIABILITIES & EQUITY	<u>\$ 12,227,663</u>	<u>\$ 13,189,492</u>

